


15 Series *Filter Discs*



CFC Filter Discs, made from 316 Stainless Steel, are ideal for areas where space is at a premium and a standard filter cannot be used. Typical placement for the discs are in front of regulators, valves, gauges, or any piece of high sensitive equipment.

The pleated design offers greater surface area, which limits pressure drop while also increasing dirt holding capacity. CFC uses support mesh on both sides to offer greater support in any flow condition.

FILTER DISCS

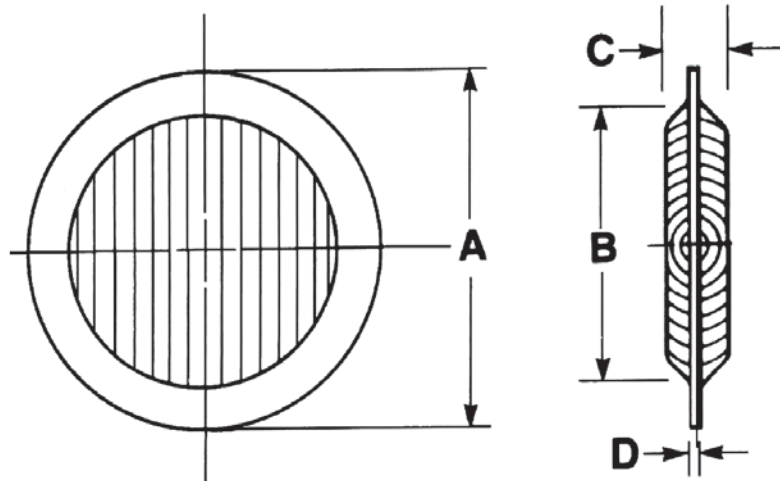
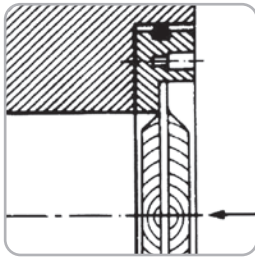


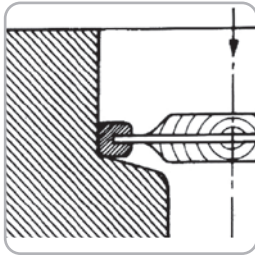
TABLE A

Dash No.	Dimensions				Effective Area In ²
	A ± .005	B ± .015	C ± .015	D ± .015	
1	.375	.300	.100	.015	.80
2	.500	.420	.150	.020	1.87
3	.750	.615	.170	.030	4.17
4	1.000	.875	.170	.030	6.88
5	1.375	1.250	.170	.030	12.15
6	1.750	1.250	.170	.030	24.00

Valves



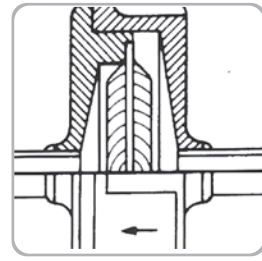
Manifolds



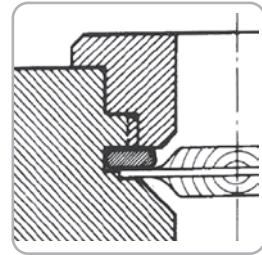
TYPICAL INSTALLATIONS

- › Fuels
- › Lubricants
- › Test Stands
- › Air Systems
- › Turbine Engines
- › Aircraft Fuels
- › Gauge Inlet

In-Line



Breather



15 Series How to Order

				Example Part Number					
				A	B	C	D	E	F
				15	-	8	P	T	1 - 10S
Section A									
Filter Series	Filter Discs	15	15						
Section B									
Disc OD	3/8	6	6						
	1/2	8	8						
	3/4	12	12						
	1	16	16						
	1 3/8	22	22						
	1 3/4	28	28						
	2	32	32						
Section C									
Description	Pleated	P	P						
	Flat	F	F						
Section D									
Material	304SS	U	U						
	316SS (Standard)	T	T						
Section E									
Re-Enforced	Re-Enforced 1 Side	1	1						
	Re-Enforced 2 Side	2	2						
Section F									
	Material	Micron/Nom	Micron/Abs						
Filter Size / Material	316SS	2	10	10S				10S	
	316SS	5	18	18S				18S	
	316SS	10	25	25S				25S	
	316SS	20	40	40S				40S	
	316SS	40	75	75S				75S	
	316SS	75	100	100S				100S	
	316SS	100	150	150S				150S	
	316SS	200	300	300S				300S	