

"Y" (WYE) STRAINER ♦ SOCKET WELD ENDS**ANSI CLASS 2500 ♦ CARBON AND STAINLESS STEEL****Titan Series – 86****MODELS: YS 86-CS**

(CARBON STEEL)

YS 86-SS

(STAINLESS STEEL)

SIZES: 3/4" ~ 2"



Also available in
WC6, WC9, 316L,
and Alloy 20!

FEATURES

♦ **RUGGED - HIGH QUALITY DESIGN**

TITAN'S YS86 IS IDEAL FOR POWER GENERATION AND OTHER DEMANDING INDUSTRIAL APPLICATIONS THAT HAVE HIGHER PRESSURE AND TEMPERATURE REQUIREMENTS. THIS UNIT EMPLOYES HEAVY GAUGE, REINFORCED SCREENS TO PREVENT DAMAGE TO THE STRAINING ELEMENT. BOLT HOLES ARE ALSO BACK OR SPOT FACED.

♦ **LARGE STRAINING CAPACITY**

WITH ITS LARGE BODY AND SIZABLE STRAINING ELEMENT, THE YS86 PROVIDES EXCELLENT OPEN AREA RATIOS THAT ARE TYPICALLY TWO-AND-A-HALF TIMES LARGER THAN THE CORRESPONDING PIPELINE.

♦ **PRECISION MACHINED SEATS**

PRECISION MACHINED SCREEN SEATS IN BOTH THE BODY AND CAP HELP TO ENSURE ACCURATE POSITIONING OF THE SCREEN DURING REASSEMBLY AFTER CLEANING. ALSO, THE MACHINED BODY SEATS ENABLE FINER FILTRATION BY PREVENTING DEBRIS BYPASS.

♦ **ENCAPSULATED "CG" STYLE GASKET**

THE "CG" STYLE COVER GASKET PROVIDES ADDITIONAL RADIAL STRENGTH TO PREVENT GASKET BLOWOUT. IT ALSO ACTS AS A COMPRESSION STOP.

♦ **SELF-CLEANING CAPABILITY**

WITH THE OPTIONAL SOCKET WELD BLOW-OFF CONNECTION, THIS UNIT CAN BE FITTED WITH A BLOW-DOWN VALVE WHICH FACILITATES CLEANING OF THE STRAINING ELEMENT. PLEASE CONTACT FACTORY FOR MORE INFORMATION.

♦ **EPOXY PAINTED**

CARBON UNITS ARE EPOXY PAINTED TO HELP RESIST RUST AND CORROSION. TITAN FCI ALSO OFFERS EPOXY COATING. PLEASE CONTACT FACTORY FOR MORE INFORMATION.

TECHNICAL

PRESSURE/TEMPERATURE RATING
CS - ASTM A216 GR. WCB - CLASS 2500

WOG (Non-shock): 6170 PSI @ 100 °F

PRESSURE/TEMPERATURE RATING
SS - ASTM A351 GR. CF8M - CLASS 2500

WOG (Non-shock): 6000 PSI @ 100 °F

- The above listed temperatures are theoretical and may vary during actual operating conditions.
- Carbon Steel not recommended for prolonged use above 800 °F.
- Stainless Steel not recommended for prolonged use above 1000 °F.

APPLICATIONS

CARBON STEEL PROPERTIES: CARBON STEEL PERFORMS EXCEPTIONALLY WELL IN HIGH TEMPERATURES, UP TO 800°F IN CONTINUOUS SERVICE. IT PROVIDES HIGH RESISTANCE TO SHOCK, VIBRATION, PIPING STRAINS, AND FIRE AND FREEZING HAZARDS. CARBON STEEL STRAINERS ARE OFTEN USED IN THE OIL AND PETROCHEMICAL INDUSTRIES.

STAINLESS STEEL PROPERTIES: STAINLESS STEEL IS COMMONLY SPECIFIED FOR HIGH TEMPERATURE SERVICE, UP TO 1000°F IN CONTINUOUS SERVICE. STAINLESS STEEL STRAINERS ARE COMMONLY FOUND IN THE CHEMICAL, FOOD, AND PHARMACEUTICAL INDUSTRIES.

The above data represents common market and service applications. No representation or guarantee, expressed or implied, is given due to the numerous variations of concentrations, temperatures and flow conditions that may occur during actual service.



Titan Series – 86

WYE STRAINER

YS 86-CS - (Carbon Steel)

YS 86-SS - (Stainless Steel)

Socket Weld Ends • Carbon & Stainless Steel

ANSI Class
2500

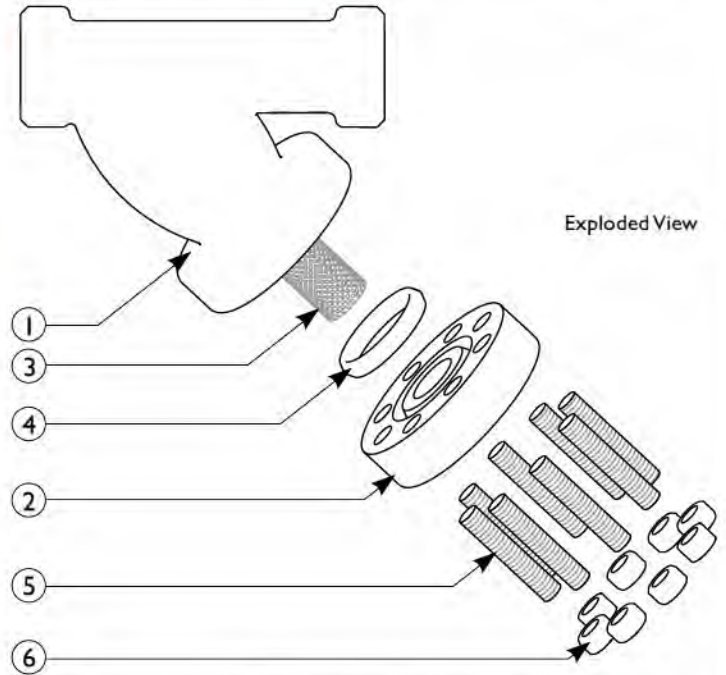
BILL OF MATERIALS (1)

No.	PART	YS 86-CS (2)	YS 86-SS
1	Body	Carbon Steel A216 Gr.WCB	Stainless Steel A351 Gr.CF8M Type 316
2	Cover	Carbon Steel A216 Gr.WCB	Stainless Steel A351 Gr.CF8M Type 316
3	Straining Element (2)	Stainless Steel	Stainless Steel
4	Gasket (2)	RTJ Gasket Stainless Steel	RTJ Gasket Stainless Steel
5	Studs	Alloy Steel	Alloy Steel
6	Nuts	Alloy Steel	Alloy Steel

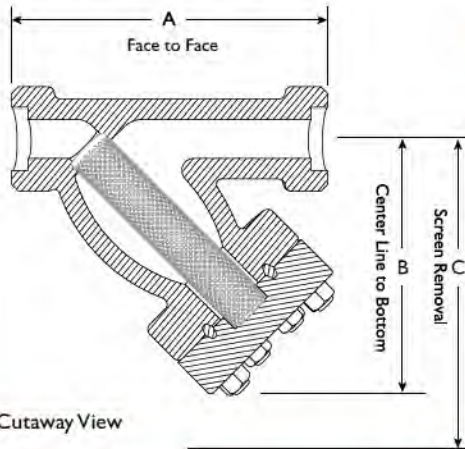
1. Bill of Materials represents standard materials. Equivalent or better materials may be substituted at the manufacturer's discretion.
2. Denotes recommended spare parts.
3. Carbon Steel bodies are epoxy painted.

Additional Design & Technical Notes:

- An optional socket weld blow-off is available. Please contact factory.
- NPT blow-offs are not recommended for ANSI Class 2500 strainers.
- Bodies are also available in WC6, WC9, 316L, and Alloy 20. Please contact factory for price and delivery.



Illustrations are representative of a YS 86. Please ask for certified drawings when required.

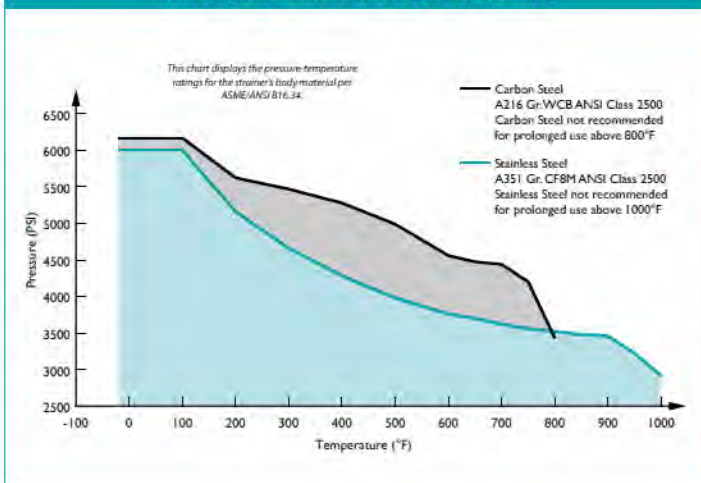


DIMENSIONS AND PERFORMANCE DATA (1)

SIZE	in	3/4	1	1 1/2	2
	mm	20	25	40	50
A DIMENSION FACE TO FACE (2)	in	9.25	9.25	12.0	12.0
	mm	235	235	305	305
B DIMENSION CENTER LINE TO BOTTOM	in	8.55	8.55	9.0	9.0
	mm	217	217	229	229
C DIMENSION SCREEN REMOVAL	in	11.0	11.0	14.0	14.0
	mm	279	279	356	356
APPROXIMATE ASSEMBLED WEIGHT	lb	34.5	31.0	75.0	75.0
	kg	16.7	14.1	34.0	34.0
Flow Coefficient	C _v	9	9	30	42

1. Dimensions, weights, and flow coefficients are for reference only. When required, request certified drawings.
2. Face to face values have a tolerance of ±0.06 in (±2.0 mm).

PRESSURE - TEMPERATURE RATINGS



PRESSURE - TEMPERATURE RATING

Body Material	A216 Gr.WCB	A351 Gr.CF8M
WOG (Non-shock):	6170 PSI @ 100 °F	6000 PSI @ 100 °F

STANDARD SCREEN SELECTIONS

Size	Liquid	Open Area	Steam	Open Area
3/4" – 2"	1/16 (.0625)	41%	1/32 (.033)	28%

REFERENCED STANDARDS & CODES

CODE	DESCRIPTION
ASME/ANSI B16.11	Forged Steel Fittings, Socket-Welding and Threaded
ASME/ANSI B16.34	Flanged, Threaded, and Welding End